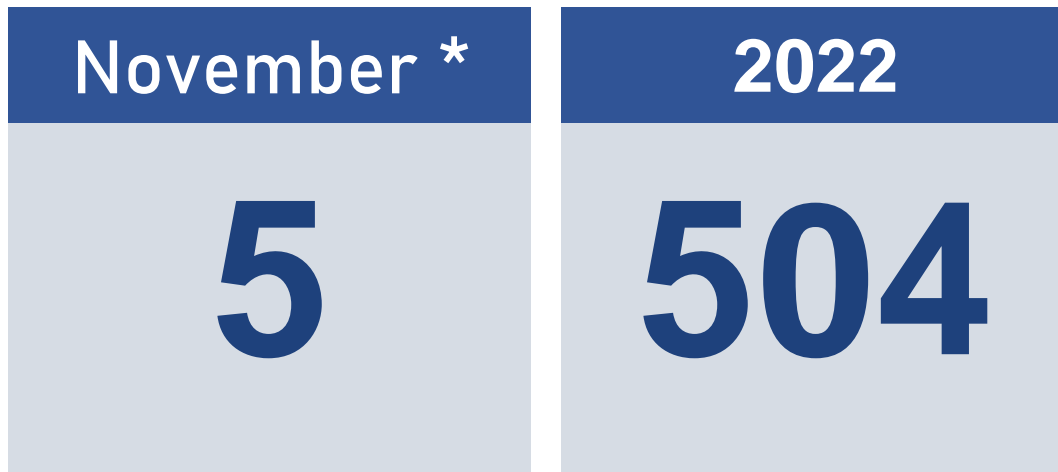


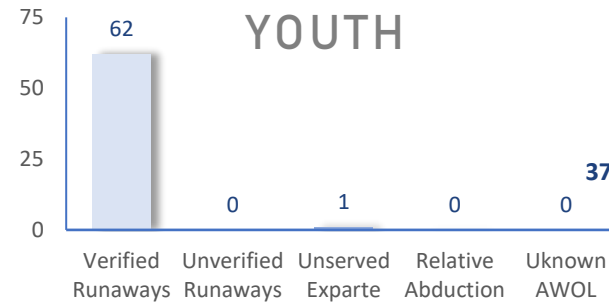
The following statistics show the status and demographics of absent Kansas foster youth and track DCF's successful recovery efforts.

## RECOVERED YOUTH

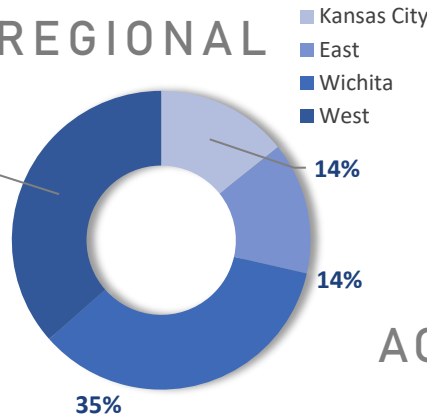


\*A youth may be recovered more than once per month.

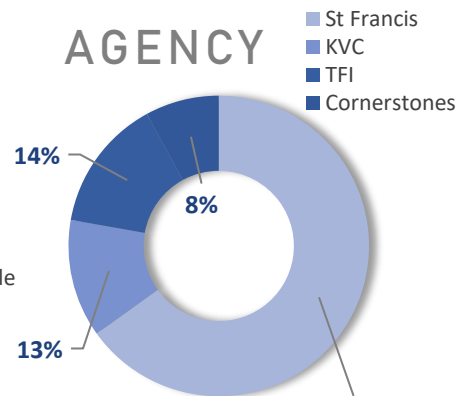
## CURRENT AWOL YOUTH



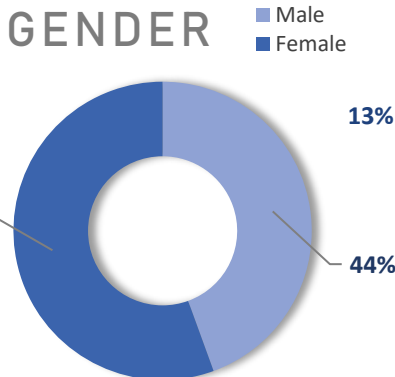
## REGIONAL



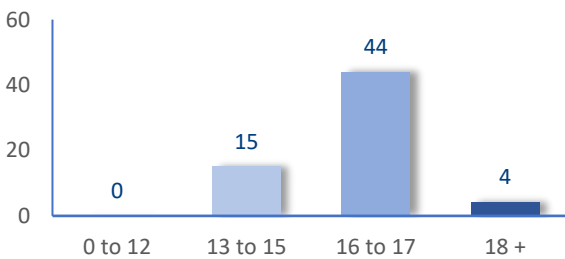
## AGENCY



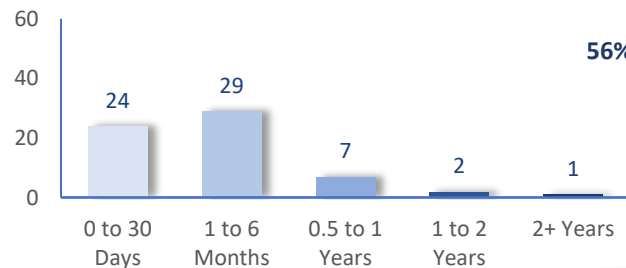
## GENDER



## AGE



## TIME



## DAILY AWOL YOUTH

# 2022

August		September		October		November	
DATE	# AWOL	DATE	# AWOL	DATE	# AWOL	DATE	# AWOL
1	74	1	69	3	65	1	59
2	72	2	66	4	66	2	58
3	71	6	70	5	64	3	58
4	72	7	70	6	65	4	61
5	72	8	70	7	65	7	63
8	72	9	69	10	63	8	
9	71	12	69	11	65	9	
10	67	13	71	12	68	10	
11	64	14	71	13	62	11	
12	63	15	72	14	62	14	
15	62	16	67	17	72	15	
16	63	19	66	18	73	16	
17	63	20	64	19	63	17	
18	64	21	65	20	62	18	
19	64	22	64	21	60	21	
22	66	23	64	24	59	22	
23	68	26	66	25	61	23	
24	66	27	68	26	60	24	
25	69	28	67	27	58	25	
26	68	29	66	28	57	28	
29	69	30	64	31	57	29	
30	66					30	
31	70						